
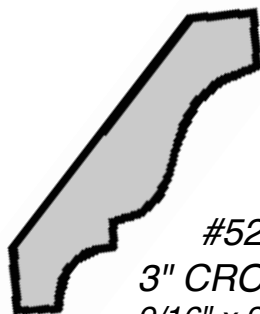


Crown Moldings



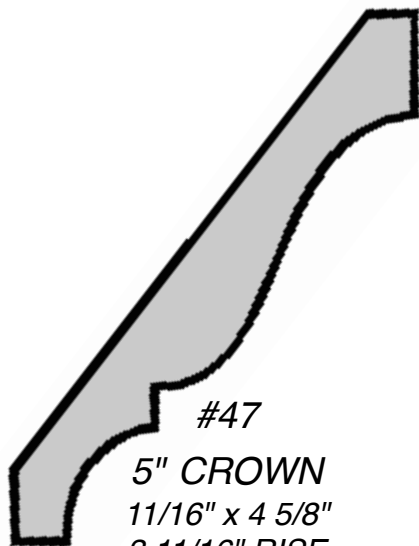
#60
2" CROWN
9/16" x 1 3/4"
1 3/8" RISE
1 1/16" PROJECTION



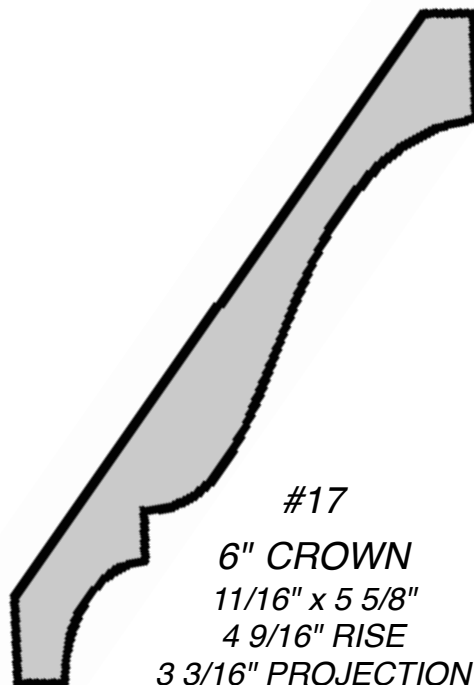
#52
3" CROWN
9/16" x 2 3/4"
2 1/4" RISE
1 5/8" PROJECTION



#49
4" CROWN
9/16" x 3 5/8"
3" RISE
2" PROJECTION



#47
5" CROWN
11/16" x 4 5/8"
3 11/16" RISE
2 3/4" PROJECTION



#17
6" CROWN
11/16" x 5 5/8"
4 9/16" RISE
3 3/16" PROJECTION